

Standard Railing



Style C10 Specifications

Railing Heights	36" and 42"
Railing Lengths	4', 5', 6', 7' and 8'
Stair Rail Lengths	4', 5', 6', 7' and 8'
Post Dimensions	2" x 2" x 37" or 43" (standard) 2" x 2" x 47" or 53" (stair)
Spindle	3/4" x 3/4" x .053" wall
Spindle Spacing	3.875"
Stylish Top Rail	1 3/4" w (.090") x 1 3/8" T (.085")
Bottom Rail	1 3/4" w (.090") x 1 1/4" T (.120")

Features & Benefits

F - Verified AAMA 2604-02 Compliant Powder Coating.

B- Premium Architectural Grade Durability... Beautiful, Lasting Finish.

F - Custom Colors Available.

B- Unlimited Color Choices.

F - Railing in a box...(rails, spindles & mounts.)

B- Very Convenient... Fewer SKU's.

F - Secure Factory Packaging.

B- Eliminate Freight Damage.

F - Lifetime Warranty.

B- Peace of Mind...Lasts for Decades.

Stair Railing



Crossover Railing



Stair Rail Mounts

Hidden Screw Mounts



Top Rail "Lower Post"
32°/36° Mount



Top Rail "Upper Post"
32°/36° Mount



Bottom Rail "Lower Post"
32°/36° Mount



Bottom Rail "Upper Post"
32°/36° Mount



Top Rail Swivel Mount
(optional)



Top Rail Adjustable Crossover Mount
(optional)



Bottom Rail Swivel Mount
(optional)

Standard Mounts

Hidden Screw Mounts



Standard Railing
Stylish Top Rail
Wall & Swivel Mount




Standard Railing
Bottom Rail
Wall & Swivel Mount

Posts • Caps • Flair




2" Standard Post



2" Crossover Post



Stylish Top Rail Profile



Bottom Rail Profile



All Posts Self-Leveling



2-Piece Post Flair



Ball Cap



Flat Cap




Standard Railing
Stylish Top Rail
Crossover Mount

Colors




DSI 101
Satin Black



DSI 106
Black Fine Texture




DSI 103
Metallic Bronze



DSI 107
Metallic Bronze Fine Texture




DSI 111
Evergreen




DSI 104
Gloss Beige



DSI 102
Gloss White



S O L D B Y :



- Stylish Top Rail •
- Lifetime Warranty •
- Virtually Maintenance Free •